Multiple District 13

As of October 2026 Cumulative

Year	New Clubs	Dropped Clubs	Gain/ Loss Clubs	New Members	Charter Members	Reinstate Members	Transfer Members	Total Member Added	Total Members Dropped	Gain/ Loss Members
2022-2023	1	10	-9	759	35	52	43	889	1,227	-338
2023-2024	3	8	-5	766	97	30	58	951	1,066	-115
2024-2025	1	12	-11	692	21	51	44	808	1,203	-395
2025-2026	1	7	-6	640	25	55	44	764	1,113	-349
2026-2027	1	1	0	252	30	23	17	322	269	53
Average	**1**	**8**	**-6**	**622**	**42**	**42**	**41**	**747**	**976**	**-229**

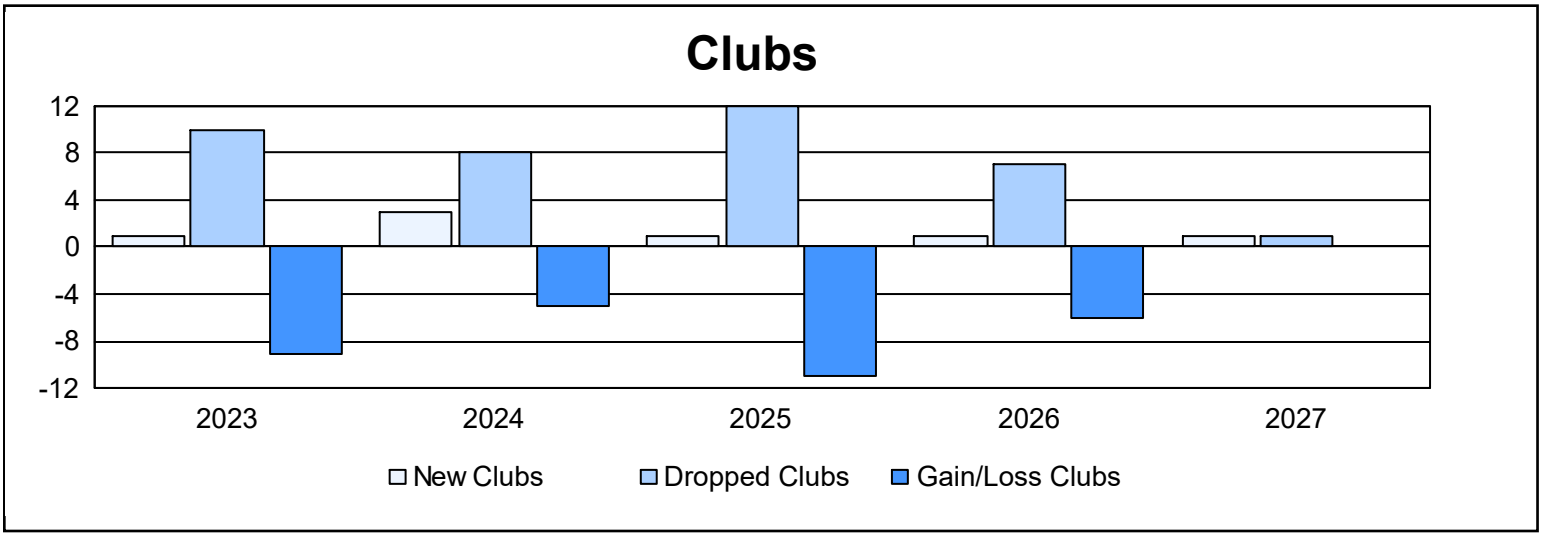

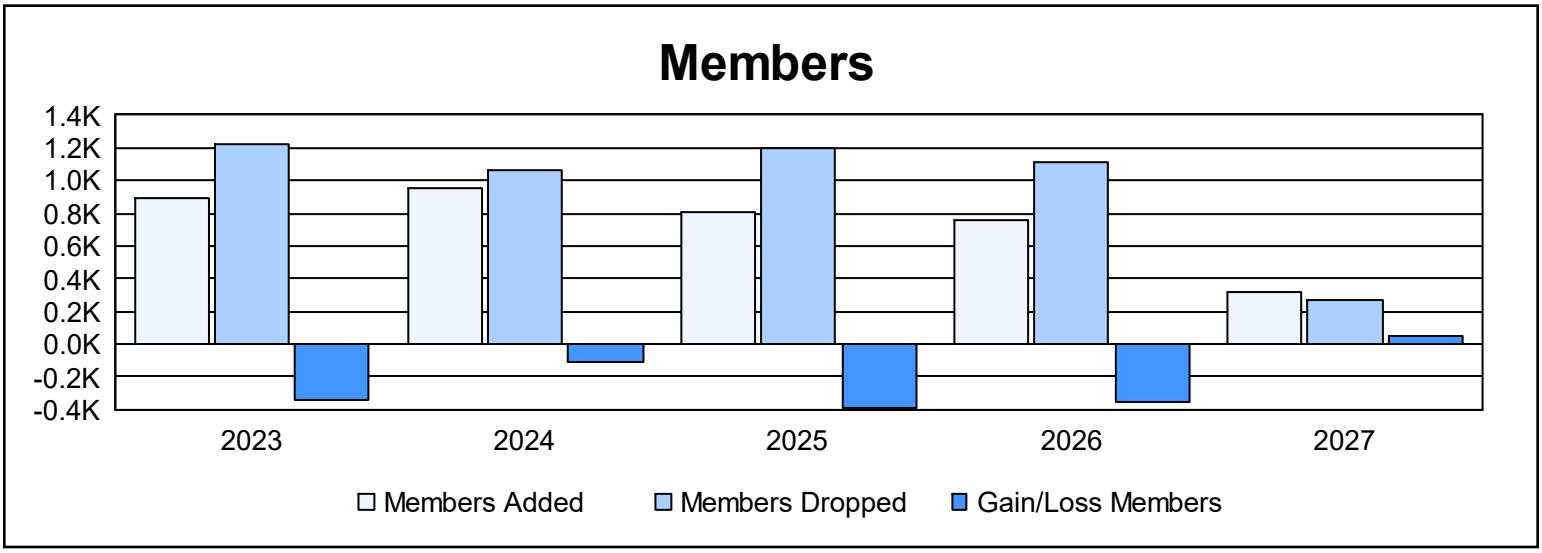

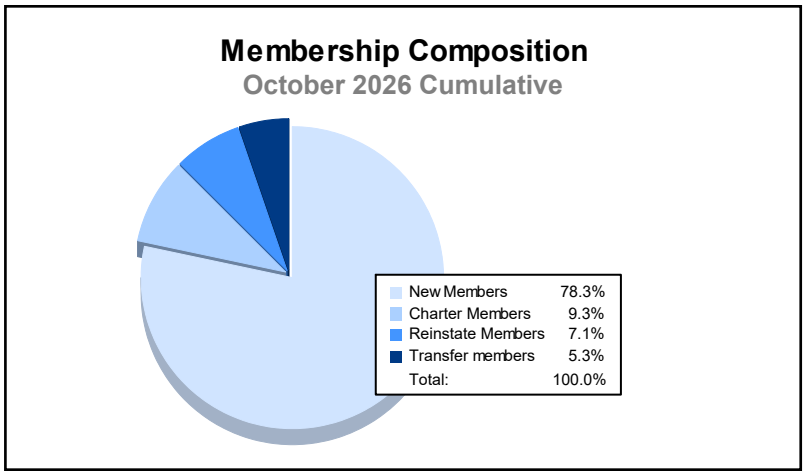
Membership Composition
October 2026 Cumulative
New Members 78.3%
Charter Members 9.3%
Reinstate Members 7.1%
Transfer members 5.3%
Total: 100.0%

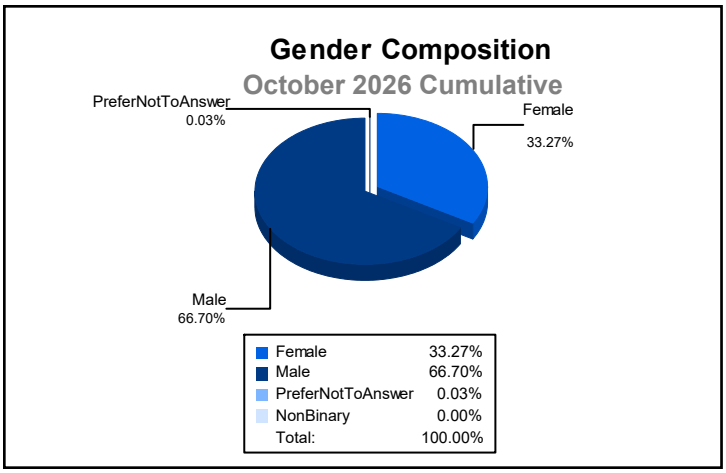
Gender Composition
October 2026 Cumulative
PreferNotToAnswer
0.03%
Female
33.27%
Male
66.70%
Female 33.27%
Male 66.70%
PreferNotToAnswer 0.03%
NonBinary 0.00%
Total: 100.00%